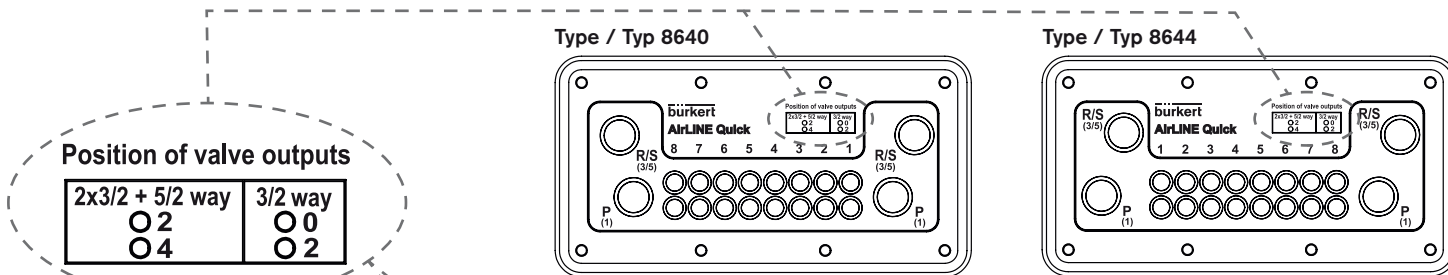


Type 8640, 8644

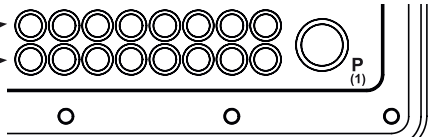
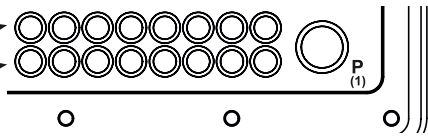
AirLINE Quick

Assignment of the pneumatic connections for AirLINE Quick Zuordnung der pneumatischen Anschlüsse bei AirLINE Quick Affectation des raccords pneumatiques avec AirLINE Quick



Position of valve outputs

2x3/2 + 5/2 way	3/2 way
○ 2	○ 0
○ 4	○ 2

		Pneumatic Connection / Pneumatischer Anschluss / Raccordement pneumatique				
		Valve output / Ventilausgang Sortie de la vanne	AirLINE Quick			
Valve type Ventiltyp	2x3/2-way / Type 6524 2x3/2-Wege / Typ 6524 2x3/2 voies / Type 6524	<table border="1"> <tr> <td>2x3/2 + 5/2 way</td> </tr> <tr> <td>○ 2</td> </tr> <tr> <td>○ 4</td> </tr> </table>	2x3/2 + 5/2 way	○ 2	○ 4	
	2x3/2 + 5/2 way					
○ 2						
○ 4						
5/2-way / Type 6525 5/2-Wege / Typ 6525 5/2 voies / Type 6525						
Type de vanne	3/2-way / Type 6524 3/2-Wege / Typ 6524 3/2 voies / Type 6524	<table border="1"> <tr> <td>3/2 way</td> </tr> <tr> <td>○ 0</td> </tr> <tr> <td>○ 2</td> </tr> </table>	3/2 way	○ 0	○ 2	
3/2 way						
○ 0						
○ 2						